



## BIOFIRE® FILMARRAY® PNEUMONIA (PN) PANEL

1 Test. 33 Targets. ~1 Hour.

### BACTERIA (Semi-Quantitative)

*Acinetobacter calcoaceticus-baumannii* complex  
*Enterobacter cloacae* complex  
*Escherichia coli*  
*Haemophilus influenzae*  
*Klebsiella aerogenes*  
*Klebsiella oxytoca*  
*Klebsiella pneumoniae* group  
*Moraxella catarrhalis*  
*Proteus* spp.  
*Pseudomonas aeruginosa*  
*Serratia marcescens*  
*Staphylococcus aureus*  
*Streptococcus agalactiae*  
*Streptococcus pneumoniae*  
*Streptococcus pyogenes*

### ATYPICAL BACTERIA (Qualitative)

*Chlamydia pneumoniae*  
*Legionella pneumophila*  
*Mycoplasma pneumoniae*

### VIRUSES

Adenovirus  
Coronavirus  
Human metapneumovirus  
Human rhinovirus/enterovirus  
Influenza A virus  
Influenza B virus  
Parainfluenza virus  
Respiratory syncytial virus

### ANTIMICROBIAL RESISTANCE GENES

Carbapenemases  
IMP  
KPC  
NDM  
OXA-48-like  
VIM

ESBL  
CTX-M

Methicillin Resistance  
*mecA/C* and MREJ (MRSA)

**Overall Performance:** BAL-like: 96.2% sensitivity, 98.3% specificity  
Sputum-like: 96.3% sensitivity, 97.3% specificity<sup>1</sup>

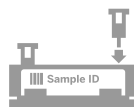
US FDA-cleared | CE 2797

## Fast. Easy. Comprehensive.

Syndromic testing provides a streamlined workflow and fast, comprehensive results.



Approximately 0.2mL  
Sputum-like or BAL-like  
sample retrieved using  
the included swab



2 minutes  
hands-on time



Results in about  
an hour



Comprehensive  
results in a single  
report



Semi-quantitative results to  
help distinguish pathogens of  
interest from normal flora

## Antimicrobial Stewardship

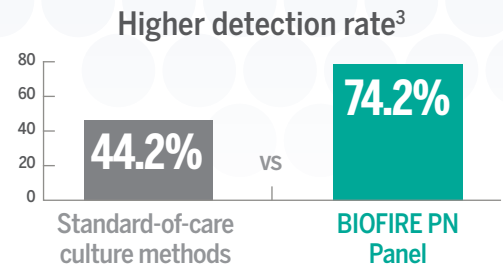
A study of 259 BAL specimens run on the BIOFIRE® PN Panel assessed hypothetical changes to antimicrobial therapy.<sup>2</sup>

- Up to **50%** of patients could have been de-escalated
- The BIOFIRE PN Panel could have saved over **18,000 hours** of antibiotic use
- Antibiotics could have been removed **3-4 days earlier**, including 62 courses of vancomycin



## Detects More Organisms Than Culture

Due to the fundamental differences between PCR and culture, the BIOFIRE PN Panel detects more organisms than culture in lower respiratory tract samples.<sup>3</sup>




## Semi-Quantitative Results

Copy number was strongly related to standard semi-quantitative growth on plates reported by the laboratory (e.g. 1+, 2+, 3+ growth), and was significantly higher in those specimens that grew a potential pathogen. Both higher copy number and bacterial detections found by the BIOFIRE PN Panel, but not found in culture, were strongly positively related to the level of WBC reported in the initial Gram-stain.<sup>4</sup>

## Panel Information

**Storage Conditions:** all kit components stored at room temperature (15-25 °C)

**BIOFIRE PN Panel Reagent Kit (30 Pouches):** RFIT-ASY-0144



Scan the QR code for more information.

Learn more about the BIOFIRE range of commercially-available panels for syndromic infectious disease diagnostics.



## Contact Us

bioMérieux S.A.  
69280 Marcy l'Etoile  
France  
Tel: +33 (0) 4 78 87 20 00  
Fax: +33 (0) 4 78 87 20 90  
[biomerieux.com](http://biomerieux.com)

**Manufactured by:**  
BioFire Diagnostics, LLC  
515 Colorow Drive  
Salt Lake City, UT 84108 USA  
Tel: +1-801-736-6354

## References

1. Overall performance based on prospective clinical study for the BIOFIRE® FILMARRAY® Pneumonia Panel, data on file, BioFire Diagnostics.
2. Buchan B.W., et al. J Clin Micro. April 2020. doi:10.1128/JCM.00135-20.
3. Enne et al. Thorax 2022;0:1-9. doi:10.1136/thoraxjnl-2021-216990.
4. Rand et. al. Open Forum Infectious Diseases. 2020 Nov 29;8(1):ofaa560. doi: 10.1093/ofid/ofaa560.

Product availability varies by country. Consult your bioMérieux representative.